

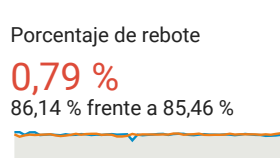
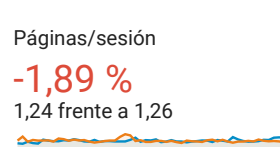
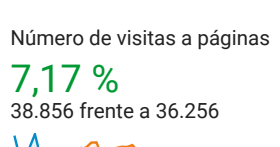
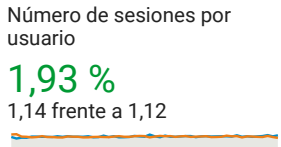
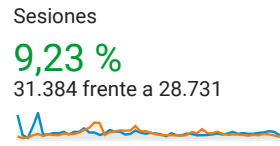
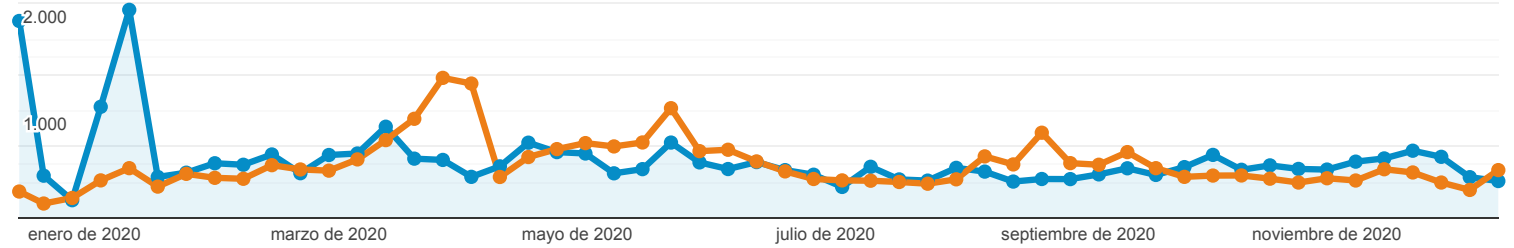
## Visión general de la audiencia

Todos los usuarios  
 +0,00 % Usuarios

16 dic 2019 - 17 dic 2020  
 Comparar con: 16 dic 2018 - 17 dic 2019

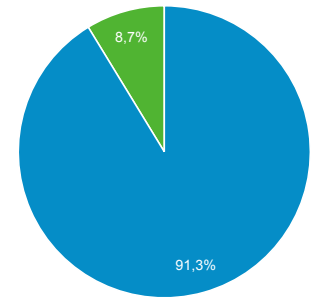
### Visión general

16-dic-2019 - 17-dic-2020: ● Usuarios  
 16-dic-2018 - 17-dic-2019: ● Usuarios

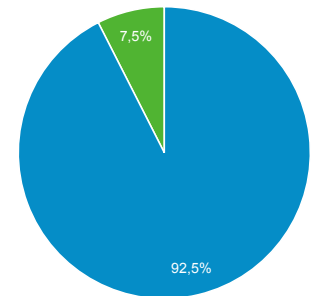


■ New Visitor ■ Returning Visitor

16-dic-2019 - 17-dic-2020



16-dic-2018 - 17-dic-2019



País	Usuarios	% Usuarios
<b>1. Spain</b>		
16-dic-2019 - 17-dic-2020	7.910	28,97 %
16-dic-2018 - 17-dic-2019	5.991	23,42 %
<b>% de cambios</b>	<b>32,03 %</b>	<b>23,72 %</b>
<b>2. Mexico</b>		
16-dic-2019 - 17-dic-2020	6.335	23,20 %
16-dic-2018 - 17-dic-2019	6.467	25,28 %
<b>% de cambios</b>	<b>-2,04 %</b>	<b>-8,21 %</b>
<b>3. Argentina</b>		
16-dic-2019 - 17-dic-2020	2.536	9,29 %
16-dic-2018 - 17-dic-2019	2.379	9,30 %
<b>% de cambios</b>	<b>6,60 %</b>	<b>-0,11 %</b>
<b>4. Colombia</b>		
16-dic-2019 - 17-dic-2020	2.522	9,24 %

16-dic-2018 - 17-dic-2019	2.168	8,47 %
<b>% de cambios</b>	<b>16,33 %</b>	<b>9,01 %</b>
<b>5. Chile</b>		
16-dic-2019 - 17-dic-2020	1.404	5,14 %
16-dic-2018 - 17-dic-2019	1.510	5,90 %
<b>% de cambios</b>	<b>-7,02 %</b>	<b>-12,87 %</b>
<b>6. Peru</b>		
16-dic-2019 - 17-dic-2020	1.269	4,65 %
16-dic-2018 - 17-dic-2019	1.474	5,76 %
<b>% de cambios</b>	<b>-13,91 %</b>	<b>-19,33 %</b>
<b>7. United States</b>		
16-dic-2019 - 17-dic-2020	1.170	4,29 %
16-dic-2018 - 17-dic-2019	1.523	5,95 %
<b>% de cambios</b>	<b>-23,18 %</b>	<b>-28,01 %</b>
<b>8. Ecuador</b>		
16-dic-2019 - 17-dic-2020	528	1,93 %
16-dic-2018 - 17-dic-2019	609	2,38 %
<b>% de cambios</b>	<b>-13,30 %</b>	<b>-18,76 %</b>
<b>9. Venezuela</b>		
16-dic-2019 - 17-dic-2020	379	1,39 %
16-dic-2018 - 17-dic-2019	358	1,40 %
<b>% de cambios</b>	<b>5,87 %</b>	<b>-0,80 %</b>
<b>10. Dominican Republic</b>		
16-dic-2019 - 17-dic-2020	248	0,91 %
16-dic-2018 - 17-dic-2019	294	1,15 %
<b>% de cambios</b>	<b>-15,65 %</b>	<b>-20,95 %</b>